



# BOWDEN

GROUP

PRINT

give yourself the advantage

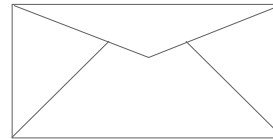
## Fact Sheet

# Envelopes

### Envelope Size Guide

<b>C6</b>	114mm	x	162mm
<b>B6</b>	176mm	x	125mm
<b>DL</b>	110mm	x	220mm
<b>DLX</b>	120mm	x	235mm
<b>C5</b>	162mm	x	229mm
<b>B5</b>	176mm	x	250mm
<b>B4</b>	250mm	x	353mm
<b>C4</b>	229mm	x	324mm
<b>C3</b>	324mm	x	458mm

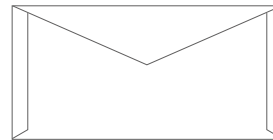
### Envelope Styles



**Banker**



**Wallet**



**Mailezi**



**Pocket**



## Envelope Terms

- » W/F: Window Face
- » O: Outside Side Seam
- » SS: Self Seal
- » PS: Peel and Seal
- » LS: Lick and Stick

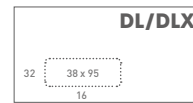
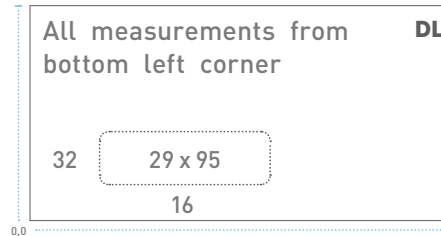
### Internal Lining →

- » Non-Secretive: Plain paper, the envelope could be see-through
- » Secretive: The paper has a printed internal pattern that prevents it from being see-through

### Face→

- » Plain Face: No window
- » Window Face: Has a clear window on the front to show the addressing panel on the content therein

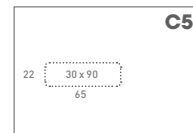
## Window Placement Guide



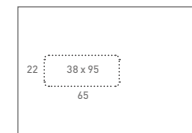
DL/DLX Barcode (larger window)



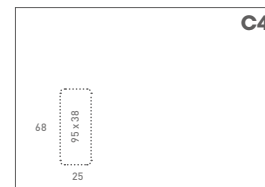
DL Special Window Position



C5 Standard



C5 Barcode (larger window)



C4 Standard

